



The Right Connection®

Data Sheet

Domestic Angle Valves



Underwriter's Listed, Factory Mutual Approved, New York City Board of Standards and Appeals Approved, ULC



polished finish shown

AV150

AV250

Female Inlet

- male outlet - specify thread *
- NPT inlet thread only
- aluminum handwheel
- working pressure: 300 PSI
- alloy= C84400, C83600, C36000
- manufactured in the USA

available finish:

- cast (standard)
- polished= -P
- chrome= -C



cast finish shown

AVF150

AVF250

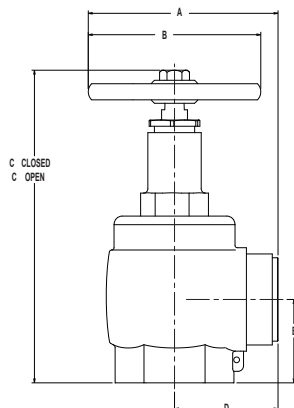
Double Female

- NPT inlet and outlet only
- aluminum handwheel
- working pressure: 300 PSI
- alloy= C84400, C83600, C36000
- manufactured in the USA

available finish:

- cast (standard)
- polished= -P
- chrome= -C

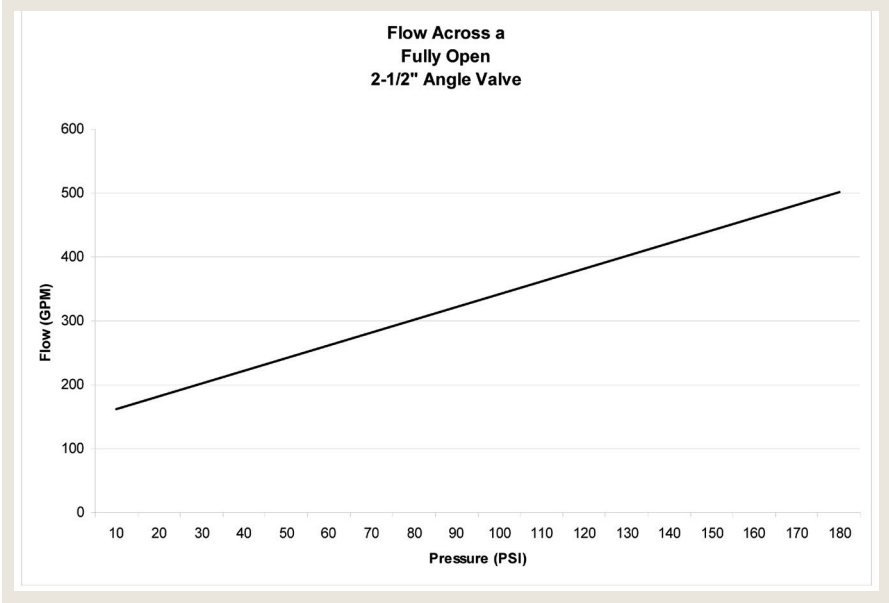
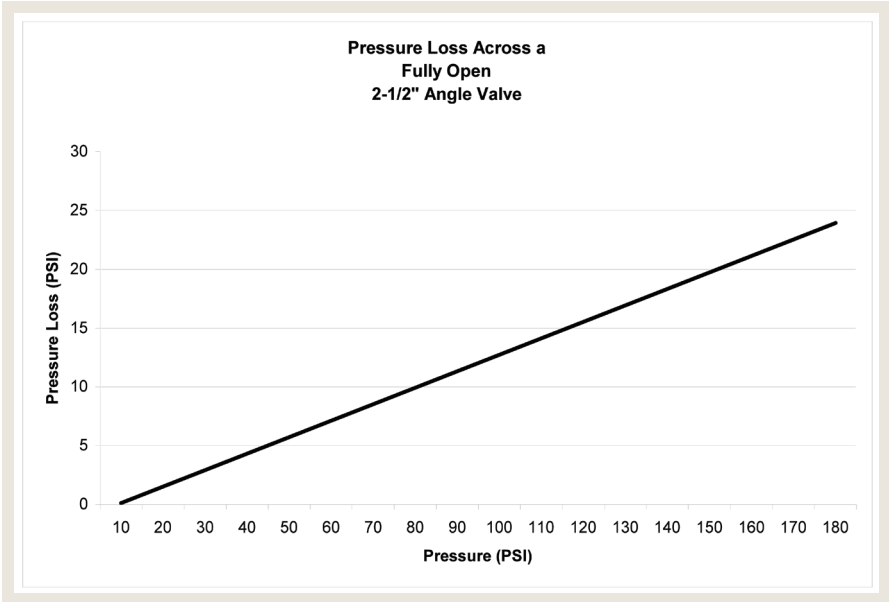
Dimensions



Size	A	B	C (closed)	C (open)	D	E	Wt. in Lbs.
1½"	4.13"	3.75"	6.80"	7.78"	2.25"	1.81"	4.4
2½"	5.69"	5.00"	9.00"	10.72"	3.19"	2.59"	9.5

Technical Information

Angle Valves



This information is only a general guideline. The company reserves the right to change any portion of this information without notice. Terms and conditions of sale apply and are available on request.

Resistance of valves to flow of water expressed in equivalent feet of straight pipe (Williams and Hazen "C"=120):

- for 1½" figure 14.0 EQFT of pipe
- for 2½" figure 20.0 EQFT of pipe

Dixon Fire

ph: 410.778.2008 • 877.712.6179
fx: 410.778.4702 • 800.283.4966

dixonvalve.com