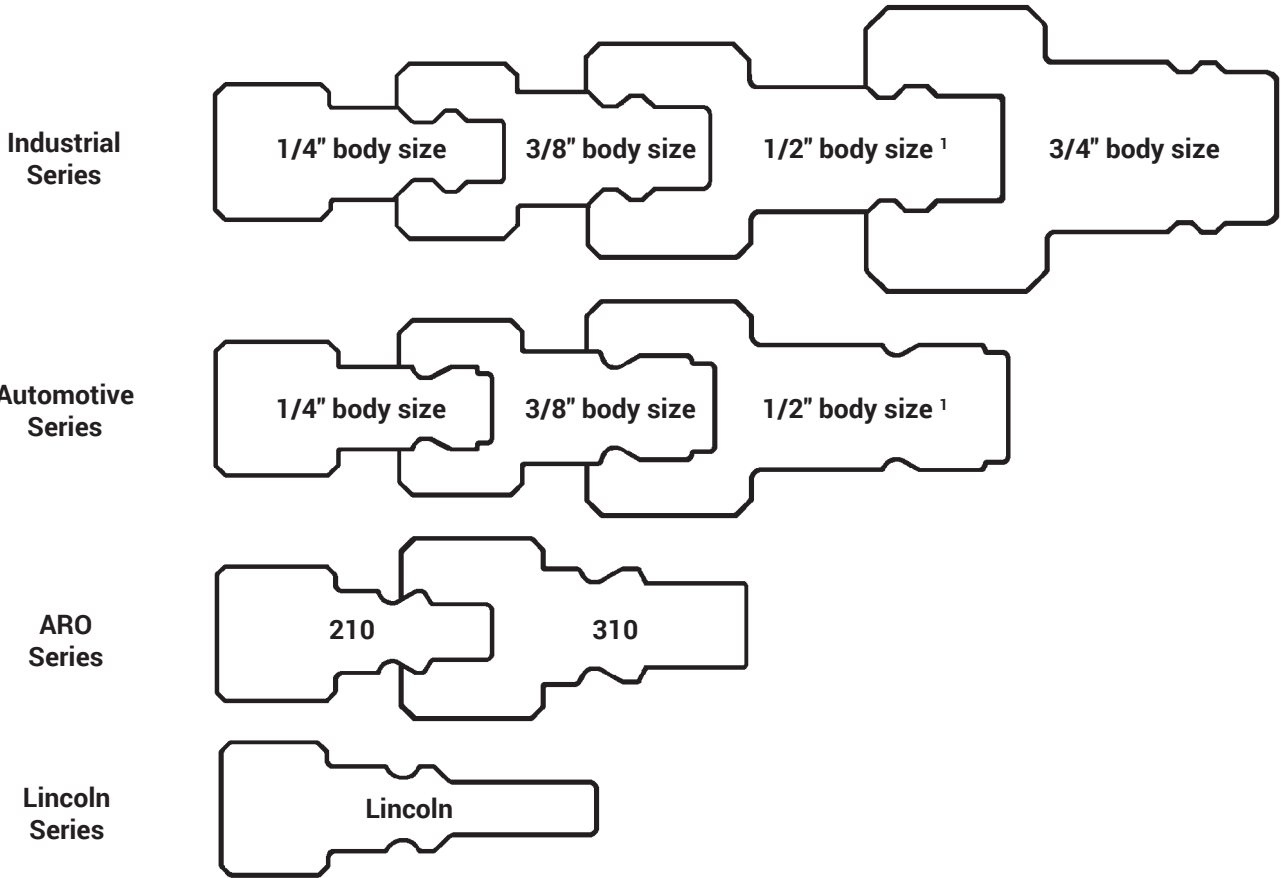


Actual Size Profile Chart



¹ 1/2" industrial series may also interchange with 1/2" automotive series

Ball Swivel Plug


Materials

- Threaded portion is brass
- Plug and nut portion is nickel-plated hardened steel

Specification

- Pressure rating: 250 PSI

Industrial Ball Swivel Plug




Body Size	Male NPT	Part #
1/4"	1/4"	DCP21SWIV

Automotive Ball Swivel Plug



Body Size	Male NPT	Steel Part #
1/4"	1/4"	DCP1SWIV

ARO Ball Swivel Plug



Body Size	Male NPT	Part #
1/4"	1/4"	DCP37SWIV